

This information is for promotional purposes only. Space considerations may require information to be omitted. Always refer to the actual package for complete label verbiage. This product may not yet be available or approved for sale or use in your area.

# MYCLO 20EW SELECT™

FUNGICIDE

**A SYSTEMIC, PROTECTANT, AND CURATIVE FUNGICIDE FOR DISEASE CONTROL IN TURFGRASS, LANDSCAPE ORNAMENTALS, GREENHOUSE AND NURSERY ORNAMENTALS, APPLES, STONE FRUIT (APRICOTS, CHERRIES, NECTARINES, PEACHES, PLUMS/PRUNES), AND GRAPES**

ACTIVE INGREDIENT:	% BY WT.
Myclobutanil: alpha-butyl-alpha-(chlorophenyl)-1H-1,2,4, triazole-1-propanenitrile.....	19.7%
<b>OTHER INGREDIENTS:</b> .....	80.3%
Total .....	100.00%


Contains Petroleum Distillates.  
Contains 1.67 pounds of active ingredient per gallon.

**KEEP OUT OF REACH OF CHILDREN  
CAUTION**

SPECIMEN



This product is manufactured by:  
Prime Source, LLC  
4609 E. Boonville-New Harmony Road  
Evansville, IN 47725




This information is for promotional purposes only. Space considerations may require information to be omitted. Always refer to the actual package for complete label verbiage. This product may not yet be available or approved for sale or use in your area.

# MYCLO 20EW SELECT™

FUNGICIDE

FIRST AID	
<b>IF IN EYES:</b>	<ul style="list-style-type: none"> <li>• Hold eye open and rinse slowly and gently with water for 15-20 minutes.</li> <li>• Remove contact lenses, if present after the first 5 minutes, then continue rinsing eye.</li> <li>• Call a poison control center or doctor for treatment advice.</li> </ul>
<b>IF SWALLOWED:</b>	<ul style="list-style-type: none"> <li>• Immediately call a poison control center or doctor.</li> <li>• Do not induce vomiting unless told to do so by a poison control center or doctor.</li> <li>• Do not give any liquid to the person.</li> <li>• Do not give anything by mouth to an unconscious person.</li> </ul>
<b>IF ON SKIN OR CLOTHING:</b>	<ul style="list-style-type: none"> <li>• Take off contaminated clothing.</li> <li>• Rinse skin immediately with plenty of water for 15-20 minutes.</li> <li>• Call a poison control center or doctor for treatment advice.</li> </ul>
<p>Have the product label with you when calling a poison control center or doctor, or going for treatment. For emergency information concerning this product, call the National Pesticides Information Center (NPIC) at 1-800-858-7378 seven days a week, 6:30 a.m. to 4:30 p.m. Pacific Time (NPIC Website: <a href="http://www.npic.orst.edu">www.npic.orst.edu</a>). Outside of these times call your poison control center at 1-800-222-1222.</p>	
<p><b>NOTE TO PHYSICIAN:</b> Contains petroleum distillate – vomiting may cause aspiration pneumonia.</p>	

Refer to inside of label booklet for Precautionary Statements and Directions for Use including Storage and Disposal.



This information is for promotional purposes only. Space considerations may require information to be omitted. Always refer to the actual package for complete label verbiage. This product may not yet be available or approved for sale or use in your area.

# MYCLO 20EW SELECT™

FUNGICIDE

## Table of Contents

	Page
First Aid .....	1
Precautionary Statements.....	2
Hazards to Humans and Domestic Animals .....	2
Personal Protective Equipment (PPE) .....	2
User Safety Requirements.....	3
Physical and Chemical Hazards .....	3
Engineering Controls .....	3
Environmental Hazards.....	3
Directions for Use .....	3
Agricultural Use Requirements .....	3
Non-Agricultural Use Requirements .....	4
Storage and Disposal .....	4
Product Information .....	4
Mixing Directions.....	5
Application Guidelines .....	5
Use Directions for Turfgrass .....	6-11
Use Directions for Landscape, Greenhouse and Nursery Ornamentals.....	11-18
Use Directions for Home Orchards, Vineyards, and Fruit Trees .....	19
• Apples.....	19
• Stone Fruit (apricots, cherries, nectarines, peaches, plums/prunes).....	20-23
• Grapes .....	23
Terms and Conditions of Use.....	24
Warranty Disclaimer .....	24
Inherent Risks of Use .....	24
Limitation of Remedies .....	24

**PRECAUTIONARY STATEMENTS  
HAZARDS TO HUMANS AND DOMESTIC ANIMALS  
CAUTION**

Causes moderate eye irritation. Harmful if swallowed or absorbed through the skin. Avoid contact with skin, eyes, or clothing. Wash thoroughly with soap and water after handling, and before eating, drinking, chewing gum, using tobacco, or using the toilet.

**PERSONAL PROTECTIVE EQUIPMENT (PPE)**

**WPS Uses:** Applicators and other handlers who handle this pesticide for any use covered by the Worker Protection Standard (40 CFR Part 170) must wear:


1. Long-sleeved shirt and long pants,
2. Chemical-resistant gloves made from barrier laminate.
3. Shoes plus socks.

**Non-WPS Uses:** Applicators and other handlers who handle this pesticide for any use NOT covered by the Worker Protection Standard (40 CFR Part 170) must wear:

1. Long-sleeved shirt and long pants,
2. Chemical-resistant gloves made from barrier laminate.
3. Shoes plus socks.

**USER SAFETY REQUIREMENTS**

Follow manufacturer's instructions for cleaning/maintaining PPE. If no such instructions for washables exist, use detergent and hot water. Keep and wash PPE separately from other laundry.



This information is for promotional purposes only. Space considerations may require information to be omitted. Always refer to the actual package for complete label verbiage. This product may not yet be available or approved for sale or use in your area.

# MYCLO 20EW SELECT™

FUNGICIDE

## ENGINEERING CONTROLS

When handlers use closed systems, enclosed cabs or aircraft in a manner that meets the requirements listed in the Worker Protection Standard (WPS) for agricultural pesticides [40 CFR 170.240(d)(4-6)], the handler PPE requirements may be reduced or modified as specified in the WPS.

## USER SAFETY RECOMMENDATIONS

### Users should:

1. Wash hands before eating, drinking, chewing gum, using tobacco or using the toilet.
2. Remove clothing/PPE immediately if pesticide gets inside. Then wash thoroughly and put on clean clothing.
3. Remove PPE immediately after handling this product. Wash the outside of gloves before removing. As soon as possible, wash thoroughly and change into clean clothing.

## PHYSICAL AND CHEMICAL HAZARDS

Flammable. Keep away from heat and open flame.

## ENVIRONMENTAL HAZARDS

Do not apply directly to water or to areas where surface water is present, or to intertidal areas below the mean high water mark. Do not contaminate water when disposing of equipment wash waters or rinsate. Do not apply when weather conditions favor drift or runoff from areas treated.

## DIRECTIONS FOR USE

### Shake Well Before Using

It is a violation of Federal law to use this product in a manner inconsistent with its labeling. Read all Directions for Use carefully before applying.

Do not apply this product in a way that will contact workers or other persons, either directly or through drift. Only protected handlers may be in the area during application. For any requirements specific to your state or tribe, consult the agency responsible for pesticide regulation.

## AGRICULTURAL USE REQUIREMENTS

Use this product only in accordance with its labeling and with the Worker Protection Standard, 40 CFR Part 170. This Standard contains requirements for the protection of agricultural workers on farms, forests, nurseries, and greenhouses, and handlers of agricultural pesticides. It contains requirements for training, decontamination, notification, and emergency assistance. It also contains specific instructions and exceptions pertaining to the statements on this label about personal protective equipment (PPE) and restricted-entry interval. The requirements in this box only apply to uses of this product that are covered by the Worker Protection Standard.

**Do not enter or allow worker entry into treated areas during the restricted entry interval (REI) of 24 hours.**

Exception: If the product is soil-injected or soil-incorporated, the Worker Protection Standard, under certain circumstances, allows workers to enter the treated area if there will be no contact with anything that has been treated.

PPE required for early entry to treated areas that is permitted under the Worker Protection Standard and that involves contact with anything that has been treated, such as plants, soil or water, is:

1. Coveralls.
2. Barrier laminate gloves.
3. Shoes plus socks.


## NON-AGRICULTURAL USE REQUIREMENTS

The requirements in this box apply to uses of this product that are not within the scope of the Worker Protection Standard for agricultural pesticides (40 CFR Part 170). The WPS applies when this product is used to produce agricultural plants on farms, forests, nurseries or greenhouses.

Keep unprotected persons out of treated area until sprays have dried.



**PRIME SOURCE**



This information is for promotional purposes only. Space considerations may require information to be omitted. Always refer to the actual package for complete label verbiage. This product may not yet be available or approved for sale or use in your area.

# MYCLO 20EW SELECT™

FUNGICIDE

## STORAGE AND DISPOSAL

Do not contaminate water, food, or feed by storage or disposal.

**PESTICIDE STORAGE:** Store in a cool, dry, secure area at temperatures above freezing.

**PESTICIDE DISPOSAL:** Wastes resulting in the use of this product may be disposed of on site or at an approved waste disposal facility.

### CONTAINER HANDLING:

**Non-refillable containers one gallon or less:** Do not reuse or refill this container. Offer for recycling, if available. Triple rinse container (or equivalent) promptly after emptying. Triple rinse as follows: Empty the remaining contents into application equipment or a mix tank and drain for 10 seconds after the flow begins to drip. Fill the container 1/4 full with water and recap. Shake for 10 seconds. Pour rinsate into application equipment or a mix tank or store rinsate for later use or disposal. Drain for 10 seconds after the flow begins to drip. Repeat this procedure two more times.

**Steps to be Taken in Case Material is Released or Spilled:** Contain spills immediately with inert materials (e.g., sand, earth). Transfer liquids and solid diking material to separate suitable containers for recovery or disposal. Keep spills and cleaning runoff out of municipal sewers and open bodies of water. Spills on porous surfaces can contaminate groundwater.

## PRODUCT INFORMATION

MYCLO 20EW SELECT is a systemic, protectant, and curative fungicide for the control of diseases listed on this label in established turfgrass (including, but not limited to, residential and commercial lawns, ornamental turf, grounds, or lawns around business and office complexes, and golf course fairways, roughs, tee boxes and greens), landscape ornamentals, greenhouse and nursery ornamentals, apples, stone fruit (apricots, cherries, nectarines, peaches, plums/prunes), and grapes. Optimum disease control is achieved when this product is applied in a regularly scheduled preventative program.

## GENERAL USE PRECAUTIONS

### Fungicide Resistance Management

MYCLO 20EW SELECT belongs to the sterol demethylation inhibitor (DMI) class of fungicides and is classified as a Group 3 Fungicide by EPA. Since certain fungi can develop resistance to this class of products, the use of MYCLO 20EW SELECT should be part of a resistance management strategy that includes alternation and/or tank mixing with fungicides of different modes of action. Consult your local or state agricultural authorities for resistance management strategies that are appropriate for your disease management program.

## MIXING DIRECTIONS

Be sure sprayer is clean and not contaminated with other materials prior to use. Fill the spray tank 1/4 to 1/2 of the total amount of water required for the load. Start agitation and maintain agitation throughout mixing and application. Add the required amount of MYCLO 20EW SELECT directly into the spray tank. Complete filling the tank. Always add MYCLO 20EW SELECT to the spray tank before adding other materials.

**Compatibility:** MYCLO 20EW SELECT is compatible with most commonly used fungicides, insecticides, growth regulators, micronutrients and spray adjuvants. When preparing tank mixtures, spray compatibility charts or State Cooperative Extension Service Specialists should be consulted prior to use.

When tank mixing this product with other pesticides, observe the more restrictive label limitations and precautions. Do not exceed label dosage rates. This product cannot be mixed with any product containing a label prohibition against such mixing.

## APPLICATION GUIDELINES

Carefully read, understand and follow label use rates and restrictions. For proper application, determine the size of the area to be treated, the specified label use rate and the gallonage to be applied to the area. Prepare only the amount of spray solution required to treat the measured area. Calibrate spray equipment prior to use.


**GROUND APPLICATION:** Thorough coverage sprays generally result in optimum disease control. Calibrate application equipment properly to provide uniform spray coverage.

**HANDGUN OR PRESSURIZED SPRAYERS:** Apply this product on a protectant schedule to ensure thorough coverage of all plant parts.

**CHEMIGATION (SPRINKLER IRRIGATION):** MYCLO 20EW SELECT must be applied on a regular protectant fungicide schedule, not an irrigation schedule. If irrigation cycles are less frequent than the specified application intervals for MYCLO 20EW SELECT, ground or handgun applications must supplement chemigation applications to achieve adequate disease control. Apply this product only through solid set or handmove sprinkler



**PRIME SOURCE**



This information is for promotional purposes only. Space considerations may require information to be omitted. Always refer to the actual package for complete label verbiage. This product may not yet be available or approved for sale or use in your area.

# MYCLO 20EW SELECT™

FUNGICIDE

irrigation systems. Do not apply this product through any other type of irrigation system. Crop injury, lack of fungicidal effectiveness, or illegal pesticide residues in the crop can result from non-uniform distribution of treated water. If you have questions about calibration, contact State Extension Service specialists, equipment manufacturers or other experts.

Do not connect an irrigation system (including greenhouse systems) used for pesticide application to a public water system unless the pesticide label-prescribed safety devices for public water systems are in place. Before applying MYCLO 20EW SELECT through sprinkler irrigation equipment, the chemigation system must meet the following specifications:


A person knowledgeable of the chemigation system and responsible for its operation or under the supervision of the responsible person, shall shut the system down and make necessary adjustments should the need arise.

Before applying MYCLO 20EW SELECT through sprinkler irrigation equipment, the chemigation system must meet the following specifications:

- Public water system means a system for the provision to the public of piped water for human consumption if such system that has at least 15 service connections or regularly serves an average of at least 25 individuals daily at least 60 days out of the year.
- Chemigation systems connected to public water systems must contain a functional, reduced-pressure zone (RPZ), backflow preventer or the functional equivalent in the water supply line upstream from the point of pesticide introduction. As an option to the RPZ, discharge the water from the public water system into a reservoir tank prior to pesticide introduction. There shall be a complete physical break (air gap) between the flow outlet end of the pipe fill and the top or overflow rim of the reservoir tank of at least twice the inside diameter of the fill pipe.
- Systems not connected to a public water supply must contain a functional check valve, vacuum relief valve, and low-pressure drain appropriately located in the irrigation pipeline to prevent water source contamination from backflow.
- The pesticide injection pipeline must contain a functional, automatic, quick-closing check valve to prevent the flow of fluid back toward the injection pump.
- The pesticide injection pipeline must also contain a functional, normally closed, solenoid-operated valve located on the intake side of the injection pump and connected to the system interlock to prevent fluid from being withdrawn from the supply tank when the irrigation system is either automatically or manually shut down.
- The system must contain functional interlocking controls to automatically shut off the pesticide injection pump when the water pump motor stops or in cases where there is no water pump, when the water pressure decreases to the point where pesticide distribution is adversely affected.
- The irrigation line or water pump must include a functional pressure switch, which will stop the water pump motor when the water pressure decreases to the point where pesticide distribution is adversely affected.
- Systems must use a metering pump, such as a positive displacement injection pump (e.g., diaphragm pump) effectively designed and constructed of materials that are compatible with pesticides and capable of being fitted with a system interlock.
- The system must contain a functional check valve, vacuum relief valve, and low pressure drain appropriately located on the irrigation pipeline to prevent water source contamination from back flow.
- Do not apply when wind speed favors drift beyond the area intended for treatment.

#### Instructions for Solid-Set and Hand Move Irrigation Equipment

- Determine area covered by sprinkler.
- Fill injector solution tank with water and adjust flow rate to use the contents over a 10- to 30-minute interval.
- Determine the amount of MYCLO 20EW SELECT required for the area to be treated.
- Add the required amount of MYCLO 20EW SELECT into the same quantity of water used to calibrate the injection equipment.
- Maintain constant solution tank agitation during the injection period.
- Operate system at normal pressures specified by the manufacturer of the injection equipment and used for the time interval established during calibration.
- Inject MYCLO 20EW SELECT at the end of an irrigation cycle or as a separate application to maximize foliar absorption and retention.
- Stop injection equipment after treatment is completed. Continue to operate the system until the MYCLO 20EW SELECT solution has cleared the last sprinkler head.



This information is for promotional purposes only. Space considerations may require information to be omitted. Always refer to the actual package for complete label verbiage. This product may not yet be available or approved for sale or use in your area.

# MYCLO 20EW SELECT™

FUNGICIDE

## USE DIRECTIONS FOR TURFGRASS

### Product Information

Use **MYCLO 20EW SELECT** in conjunction with turf management practices that promote good plant health and optimum disease control. The key to selecting a fungicide is the proper diagnosis of the organism causing the disease. Diagnostic kits, extension experts, or other identification methods should be used when developing disease control strategies.


In non-residential turfgrass (including, but not limited to commercial lawns, ornamental turf, grounds or lawns around business and office complexes, and golf course fairways, roughs, tee boxes, and greens), optimum disease control is achieved when **MYCLO 20EW SELECT** is applied in a preventive disease control program at a rate of 1.0 to 2.4 fluid ounces per 1,000 square feet. In residential turfgrass, optimum disease control is achieved when **MYCLO 20EW SELECT** is applied in a preventative disease control program at a rate of 1.2 fl. oz. per 1,000 sq. ft.

See the tables below for specific application rates for various diseases. Apply **MYCLO 20EW SELECT** in sufficient water to ensure thorough coverage. For foliar diseases, use approximately one gallon of water per 1,000 square feet. Use two to three gallons of spray solution per 1,000 square feet to control diseases causing root and crown rots. Under conditions favorable for high disease development, reduce the spray interval between applications of **MYCLO 20EW SELECT**. Under light to moderate disease pressure, apply **MYCLO 20EW SELECT** at the low use rate and/or longer treatment interval.

When disease pressure is high or when used as a curative treatment, use higher rates of **MYCLO 20EW SELECT** or shorter treatment interval unless otherwise specified.

NON-RESIDENTIAL TURFGRASS <sup>1</sup>			
<b>RESTRICTIONS:</b> Do not apply more than 13.8 fl. oz. of MYCLO 20EW SELECT per 1,000 sq. ft. per year. For Nassau and Suffolk Counties in New York State, do not apply more than 3.43 fl. oz. of MYCLO 20EW SELECT per 1,000 sq. ft. per year (1.95 lb. myclobutanil per acre).			
DISEASE	MYCLO 20EW SELECT (fl. oz./1,000 sq. ft.)	APPLICATION INTERVAL (Days)	SPECIFIC INSTRUCTIONS
Anthracnose Red thread Septoria leaf spot	1.2	14 – 21	Apply when conditions are favorable for disease development.
Brown patch	1.2	14	Begin applications when conditions are favorable for disease development, but before disease symptoms are apparent. If disease is present, mix <b>MYCLO 20EW SELECT</b> with an EPA-registered contact fungicide, such as Fore T/O fungicide. Under conditions of high temperature and humidity, use the shorter spray interval.
Copper spot Zonate leaf spot	1.2	14	Apply when conditions are favorable for disease development.
Crown rot Leaf spot Melting-out	1.2	14	Apply when conditions are favorable for disease development.
Dollar spot	0.5	14	Apply when conditions are favorable for disease development.

(continued)



This information is for promotional purposes only. Space considerations may require information to be omitted. Always refer to the actual package for complete label verbiage. This product may not yet be available or approved for sale or use in your area.


# MYCLO 20EW SELECT™

FUNGICIDE

NON-RESIDENTIAL TURFGRASS <sup>1</sup> (continued)			
RESTRICTIONS: Do not apply more than 13.8 fl. oz. of MYCLO 20EW SELECT per 1,000 sq. ft. per year. For Nassau and Suffolk Counties in New York State, do not apply more than 3.43 fl. oz. of MYCLO 20EW SELECT per 1,000 sq. ft. per year (1.95 lb. myclobutanil per acre).			
DISEASE	MYCLO 20EW SELECT (fl. oz./1,000 sq. ft.)	APPLICATION INTERVAL (Days)	SPECIFIC INSTRUCTIONS
Dollar spot	0.5	14	Apply when conditions are favorable for disease development.
	0.5	14	Tank mix with a low label rate of chlorothalonil like Daconil 2787, Daconil Ultrex.
	1.0	21– 28	Tank mix with the label rate of chlorothalonil like Daconil 2787, Daconil Ultrex.
	1.0 – 2.4	14 – 28	If using this rate without tank mixing, make no more than 3 consecutive applications for control of dollar spot before rotating to a registered fungicide with a different mode of action.
Fusarium blight	1.2 – 2.4	14 – 21	Apply when conditions are favorable for disease development.
Fusarium patch (pink snow mold)	1.2 – 2.4	Fall – Winter	Apply prior to snow cover.
Gray leaf spot	1.2 – 2.4	14	Apply when conditions are favorable for disease development. If using the lower rate, tank mix with a registered contact fungicide at its registered rate.
Leaf smuts	1.2	14	Apply in the fall after turfgrass enters dormancy and/or in the spring prior to the initiation of growth.
Necrotic ring spot	1.2 – 2.4	Spring: 28	Make applications on a preventative basis in early to mid-spring.
		Fall: 28	Make two applications beginning in August before the turf goes dormant. Apply 2.4 fl. oz./1,000 sq. ft. followed by a second application one month later.
Powdery mildew Rusts	1.2	14 – 28	Apply when conditions are favorable for disease development.
Spring dead spot	2.4	Fall: 28	Make one to two applications in the fall before turf dormancy. Make 2nd application one month later.
Summer patch	1.2 – 2.4	14 – 28	Begin applications in the spring when conditions are favorable for disease development. Make 2 to 4 applications depending on recommendations from local turfgrass extension experts.  Use at least two to three gallons of water per 1,000 sq. ft. to increase spray penetration to crown and roots.
Take-All Patch	2.4	Spring/Fall: 28	Apply MYCLO 20EW SELECT to reduce the severity of take-all patch. Make 1 to 2 fall applications in September and October or when night temperatures drop to 55°F, and 1 to 2 spring applications in April and May depending on local recommendations.
Zoysia large patch	2.4	Fall: 28	Make applications in fall before turfdormancy.

<sup>1</sup>Including, but not limited to, commercial lawns, ornamental turf, grounds or lawns around business and office complexes, and golf course fairways, rough, tee boxes, and greens.





This information is for promotional purposes only. Space considerations may require information to be omitted. Always refer to the actual package for complete label verbiage. This product may not yet be available or approved for sale or use in your area.

# MYCLO 20EW SELECT™


FUNGICIDE

RESIDENTIAL TURFGRASS			
RESTRICTIONS: Do not apply more than 13.8 fl. oz. MYCLO 20EW SELECT per 1,000 sq. ft. per year. For Nassau and Suffolk Counties in New York State, do not apply more than 3.43 fl. oz. of MYCLO 20EW SELECT per 1,000 sq. ft. per year (1.95 lb. myclobutanil per acre).			
DISEASE	MYCLO 20EW SELECT (fl. oz./1,000 sq. ft.)	APPLICATION INTERVAL (DAYS)	SPECIFIC INSTRUCTIONS
Anthracnose Red thread Septoria leaf spot	1.2	14 – 21	Apply when conditions are favorable for disease development.
Brown patch	1.2	14	Begin applications when conditions are favorable for disease development, but before disease symptoms are apparent. If disease is present, mix MYCLO 20EW SELECT with an EPA-registered contact fungicide, such as Fore T/O fungicide. Under conditions of high temperature and humidity, use the shorter spray interval.
Copper spot Zonate leaf spot	1.2	14	Apply when conditions are favorable for disease development.
Crown rot Leaf spot Melting-out	1.2	14	Apply when conditions are favorable for disease development.
Dollar spot	1.2	14	Apply when conditions are favorable for disease development. Make no more than three consecutive applications for control of dollar spot before rotating to a registered fungicide with a different mode of action.
Fusarium blight	1.2	14	Apply when conditions are favorable for disease development.
Fusarium patch (pink snow mold)	1.2	Fall – Winter	Apply prior to snow cover.
Gray leaf spot	1.2	14	Apply when conditions are favorable for disease development.
Leaf smuts	1.2	14	Apply in the fall after turfgrass enters dormancy and/or in the spring prior to the initiation of growth.
Necrotic ring spot	1.2	Spring: 28	Make applications on a preventative basis in early to mid-spring.
		Fall: 28	Make two applications beginning in August before the turf goes dormant. Apply 2.4 fl. oz./1,000 sq. ft. followed by a second application one month later.
Powdery mildew Rusts	1.2	14 – 28	Apply when conditions are favorable for disease development.
Summer patch	1.2	14 – 28	Begin applications in the spring when conditions are favorable for disease development. Make 2 to 4 applications depending on recommendations from local turfgrass extension experts.  Use at least two to three gallons of water per 1,000 sq. ft. to increase spray penetration to crown and roots.

#### USE DIRECTIONS FOR LANDSCAPE, GREENHOUSE AND NURSERY ORNAMENTALS

MYCLO 20EW SELECT is a locally systemic fungicide having protectant and curative properties that will translocate to new growth. For best control of labeled diseases, achieve thorough coverage of all plant parts on a protective application schedule. For dilute sprays (>100 gallons per acre) applied to ornamental plants in greenhouses, field-grown plantings or in commercial and residential landscapes, apply MYCLO 20EW SELECT at the rate of 6 to 12 fluid ounces per 100 gallons of spray volume on a 10- to 14-day application schedule, unless otherwise directed. Use the higher rate under conditions of high disease pressure and/or optimum conditions for infection.





This information is for promotional purposes only. Space considerations may require information to be omitted. Always refer to the actual package for complete label verbiage. This product may not yet be available or approved for sale or use in your area.

# MYCLO 20EW SELECT™

FUNGICIDE

For concentrate sprays (<100 gallons of spray volume per acre) apply 8.0 fluid ounces per acre on a 10- to 14-day application schedule.

The addition of a non-phytotoxic spray adjuvant will improve spray coverage and fungicidal performance. Maintain treated plants in a vigorous growing condition. Plants under nutritional or water stress will not respond as well to treatment as well-maintained plants. Over dosage of **MYCLO 20EW SELECT** can result in observable foliar greening, thickened leaves, and/or shortened internodes. If this condition is observed, reduce the fungicide use rate but do not extend the specified application schedule.

#### Crop Tolerance

Plant tolerances are acceptable in the specific plants listed on this label. It is not possible to evaluate all ornamental plant species or varieties for tolerance to **MYCLO 20EW SELECT**. Test for possible phytotoxic responses by treating a limited number of plants, at specified use rates, prior to initiating large-scale use. The effects of spraying **MYCLO 20EW SELECT** in combination with plant growth regulators are not fully understood at this time. If the use of a plant growth regulator is planned in an area being treated, test for possible enhanced growth regulatory effects by treating a small number of plants, at the specified use rates of all products, prior to initiating large-scale use. Since the effectiveness of such products depends not just on plant species or cultivar but also weather and seasonable differences (e.g., daylight hours), repeat tests on previously tested varieties as environmental factors change and make observations for growth regulatory responses at regular intervals.

#### SPECIFIC USE DIRECTIONS FOR CHRYSANTHEMUM

**Foliar Sprays:** Best control is achieved by thorough coverage sprays, applied to point of runoff on a protectant application schedule. Use **MYCLO 20EW SELECT** at a rate of 8 fluid ounces per 100 gallons of spray mixture. (Do not apply more than 19 fluid ounces of **MYCLO 20EW SELECT** (0.25 pound myclobutanil) per acre per application.) Make application on a 10- to 14-day schedule (not to exceed 21 days).

**Prestick Dip Treatment:** Chrysanthemum cuttings may be treated by a dip procedure prior to planting as follows: Prepare a dip suspension at a concentration equivalent to 8 fluid ounces of **MYCLO 20EW SELECT** per 100 gallons of water. Cuttings must be fully submerged in the dip suspension until wet throughout (cuttings should not remain submerged longer than 2 minutes). If cuttings are dipped, this procedure will represent the first spray under the quarantine program. Used dip suspension should be disposed of if it becomes contaminated with soil, plant debris or other foreign matter. Dispose of used dip suspension by spraying it onto registered crops (but not onto previously dipped cuttings) after filtering, or in a manner consistent with local, state, and federal guidelines.


**NOTE:** All infected plant material must be destroyed if your state is under quarantine directive. **NOTE:** Not approved for use in Nassau and Suffolk Counties, New York.

#### RESTRICTIONS FOR USE ON ORNAMENTALS

- Do not apply more than 20 fl. oz. of **MYCLO 20EW SELECT** (0.25 lb. myclobutanil) per acre per application. On a total volume per acre basis, do not apply more than 333 gallons of spray per acre at the 6 fl. oz. per 100 gallons rate or 167 gallons per acre at the 12 fl. oz. per 100 gallons rate per application.
- Do not apply more than 153 fl. oz. of **MYCLO 20EW SELECT** (2 pounds myclobutanil) per acre per year.
- Do not use treated plant materials for food or feed.



**PRIME SOURCE**




This information is for promotional purposes only. Space considerations may require information to be omitted. Always refer to the actual package for complete label verbiage. This product may not yet be available or approved for sale or use in your area.

# MYCLO 20EW SELECT™

FUNGICIDE

USE DIRECTIONS FOR ORNAMENTALS (continued)			
CROP	DISEASE	CROP-SPECIFIC INSTRUCTIONS	CROP-SPECIFIC RESTRICTIONS
Abelia	Cercospora leaf spot Powdery mildew	None	None
Acalypha (Copper-leaf)	Cercospora leaf spot Powdery mildew	None	None
Achillea (Yarrow)	Powdery mildew Rust	None	None
African violet	Powdery mildew	None	None
Ageratum	Rust Powdery mildew	None	None
Alder	Powdery mildew Rust	None	None
Almond, flowering	Blossom blight (Monilinia spp.)	Apply prebloom, 50% bloom, and at petal fall.	None
Amelanchier (Juneberry, Shadbush)	Fabraea leaf spot Powdery mildew Rust	None	None
Amorpha (False indigo)	Cercospora leaf spot Powdery mildew	None	None
Anemone	Rust	None	None
Angelica	Cercospora leaf spot Rust	None	None
Ash	Rust	None	None
Aster	Rust Powdery mildew	None	None
Australian pine	Diplodia tip blight	None	None
Azalea	Petal Blight (Ovulinia spp.) Powdery mildew	Begin applications when flowers start to exhibit color.	None
Barberry	Powdery mildew Rust	None	May cause temporary damage to "crimson pigmy" and other "atropurposis" varieties.
Begonia	Powdery mildew	None	None
Bellflower	Cercospora leaf spot Powdery mildew Rust	None	None
Birch	Rust	None	None
Bittersweet	Powdery mildew	None	None
Buckeye	Powdery mildew	None	None
Buttonbush	Cercospora leaf blight Powdery mildew Rust	None	None
Calendula	Cercospora leaf spot	None	None
California poppy	Powdery mildew	None	None
Canna lily	Rust	None	None

(continued)




This information is for promotional purposes only. Space considerations may require information to be omitted. Always refer to the actual package for complete label verbiage. This product may not yet be available or approved for sale or use in your area.

# MYCLO 20EW SELECT™

FUNGICIDE

USE DIRECTIONS FOR ORNAMENTALS <i>(continued)</i>			
CROP	DISEASE	CROP-SPECIFIC INSTRUCTIONS	CROP-SPECIFIC RESTRICTIONS
Carnation	Powdery mildew Rust	None	None
Catalpa	Cercospora leaf spot Powdery mildew	None	None
Cherry, flowering	Leaf spot Powdery mildew	None	None
Chestnut, horse	Powdery mildew	None	None
China aster	Rust	None	None
Chokeberry	Rust Twig and Fruit Blight	None	None
Christmas trees	Rust	None	None
Chrysanthemum	Rust White rust Ascochyta blight	None	None
Columbine	Rust	None	None
Cornflower	Rust	None	None
Cosmos	Powdery mildew	None	None
Cottonwood	Powdery mildew	None	None
Crabapple, flowering	Powdery mildew Rust Scab	None	None
Crepe-myrtle	Powdery mildew	None	None
Daffodil	Rust	None	None
Dahlia	Powdery mildew	None	None
Delphinium	Powdery mildew Rust	None	None
Dogwood	Anthracnose Powdery mildew Septoria leafspot	None	None
Douglas fir	Needle rust	Apply 12 to 18 fl. oz. per acre starting early spring. Continue applications at 2- to 3-week intervals until the threat of infection has passed. Spray adjuvants must be added to spray solutions to obtain good spray coverage and disease control.	None
Dianthus	Rust	None	None
Elm	Powdery mildew	None	None
Euonymus	Powdery mildew	None	None
Fern	Rhizoctonia aerial blight	None	None
Fleabane	Cercospora leaf spot Powdery mildew	None	None
Four O'clock	Rust	None	None
Fuchsia	Rust	None	None

*(continued)*




This information is for promotional purposes only. Space considerations may require information to be omitted. Always refer to the actual package for complete label verbiage. This product may not yet be available or approved for sale or use in your area.

# MYCLO 20EW SELECT™

FUNGICIDE

USE DIRECTIONS FOR ORNAMENTALS <i>(continued)</i>			
CROP	DISEASE	CROP-SPECIFIC INSTRUCTIONS	CROP-SPECIFIC RESTRICTIONS
Gaillardia	Powdery mildew Rust	None	None
Gardenia	Powdery mildew Rust	None	None
Geranium	Powdery mildew Rust	None	None
Gerbera daisy	Powdery mildew	None	None
Gourd, ornamental	Powdery mildew	None	None
Grape leaf ivy	Powdery mildew	None	None
Hackberry	Cercospora leaf spot Powdery mildew	None	None
Hawthorn	Fabraea leaf spot Powdery mildew Rust Scab	None	None
Hibiscus	Powdery mildew	None	None
Holly	Powdery mildew		None
Hollyhock	Powdery mildew Rust	None	None
Honeysuckle	Cercospora leaf spot Powdery mildew	None	None
Hydrangea	Cercospora leaf spot	None	None
Iris	Didymellina leaf spot Rust	Apply 12 fl. oz. per 100 gallons of spray solution.	None
Juniper	Rust	None	None
Leucothoe	Cercospora leaf spot	None	None
Leyland Cypress	Cercospora leaf spot	None	None
Lilac	Powdery mildew	None	None
Loblolly pine	Fusiform rust	Refer to Douglas fir.	None
Locust	Powdery mildew	None	None
Maple	Powdery mildew	None	Treated trees may not be used for syrup production. Do not apply to Abutilon (Flowering Maple).
Marigold	Cercospora leaf spot Rust	None	None
Mock-orange	Powdery mildew Rust	None	None
Moonflower	Rust	None	None
Mountain laurel	Cercospora leaf spot Ovulinia petal blight Powdery mildew	Refer to Azalea.	None
Nephtytis	Cephalosporium leaf spot	None	None
Ninebark	Rust	None	None

*(continued)*




This information is for promotional purposes only. Space considerations may require information to be omitted. Always refer to the actual package for complete label verbiage. This product may not yet be available or approved for sale or use in your area.

# MYCLO 20EW SELECT™

FUNGICIDE

USE DIRECTIONS FOR ORNAMENTALS (continued)			
CROP	DISEASE	CROP-SPECIFIC INSTRUCTIONS	CROP-SPECIFIC RESTRICTIONS
Oak	Powdery mildew Anthracnose	None	None
Pansy	Powdery mildew Rust	None	None
Pear, flowering	Powdery mildew Rust Scab	None	None
Petunia	Powdery mildew Rust	None	None
Phlox	Cercospora leaf spot Powdery mildew	None	None
Photinia	Entomosporium leaf spot Powdery mildew Rust	None	None
Poinsettia	Powdery mildew Poinsettia scab	None	None
Poplar	Rust	None	None
Potentilla	Rust	None	None
Privet	Cercospora leaf spot Powdery mildew	None	None
Pyracantha (Firethorn)	Fusicladium scab	None	None
Quince, flowering	Blossom and Twig blight Cercospora leaf spot Fabraea leaf spot Rust	None	None
Rhododendron	Cercospora leaf spot Ovulinia petal blight Powdery mildew	Refer to Azalea.	None
Rose	Black spot Powdery mildew Rust	Apply on a 7- to 10-day protectant schedule. In areas where black spot is not a problem, spray intervals may be increased to a maximum of 14 days. Greenhouse rose varieties vary in their sensitivity to MYCLO 20EW SELECT. Evaluate for possible abnormal response by treating a limited number of plants, at specified rates, prior to initiating large-scale use.	None
Russian olive	Cercospora leaf spot Rust	None	None
Salvia	Powdery mildew Rust	None	None
Sedum	Powdery mildew	None	None
Slash pine	Fusiform rust	Refer to Douglas fir.	None
Smoke-tree (Cotinus)	Cercospora leaf spot Rust	None	None
Snapdragon	Powdery mildew Rust	None	None
Spirea	Powdery mildew	None	None

(continued)



This information is for promotional purposes only. Space considerations may require information to be omitted. Always refer to the actual package for complete label verbiage. This product may not yet be available or approved for sale or use in your area.

# MYCLO 20EW SELECT™

FUNGICIDE

USE DIRECTIONS FOR ORNAMENTALS <i>(continued)</i>			
CROP	DISEASE	CROP-SPECIFIC INSTRUCTIONS	CROP-SPECIFIC RESTRICTIONS
Sunflower	Cercospora leaf spot Powdery mildew	None	Seeds from treated plants may not be used for food or feed.
Sycamore	Powdery mildew	None	None
Trumpet creeper	Cercospora leaf blight Powdery mildew	None	None
Viburnum	Powdery mildew Rust	None	None
Walnut	Powdery mildew	None	Nuts from treated trees may not be used for food purposes.
Willow	Powdery mildew	None	None
Zinnia	Cercospora leaf spot Powdery mildew	None	None


#### USE DIRECTIONS FOR HOME ORCHARDS, VINEYARDS, AND FRUIT TREES

Best control of labeled diseases is achieved when MYCLO 20EW SELECT is applied on a 7- to 10-day protectant schedule. MYCLO 20EW SELECT is a systemic fungicide and does not redistribute after application. Adjust application equipment spray nozzles to apply a uniform spray throughout the entire tree canopy.

Dilute (thorough coverage) applications are recommended and are based on the amount of spray solution required to thoroughly wet plants to the point of runoff. Refer to use directions for specific tree fruits and vines to determine actual use rate per 100 gallons of spray for control of labeled diseases. The following specific use directions are based on a dilute spray volume of 300 gallons per acre.

USE DIRECTIONS FOR APPLES			
DISEASE	MYCLO 20EW SELECT (fl. oz./100 gal.)	SPECIFIC INSTRUCTIONS	RESTRICTIONS
Powdery Mildew ( <i>Podosphaera spp.</i> )	4.0 – 6.0	Begin application at tight cluster and continue through the second cover spray. Additional sprays beyond second cover may be needed on susceptible varieties or under heavy disease pressure. Use high rate in rate range if powdery mildew was present in previous years.	Do not apply within 14 days of harvest.  Do not apply more than 153 fl. oz. of MYCLO 20EW SELECT (2 lb. myclobutanil) per acre per season.
Rusts ( <i>Gymnosporangium spp.</i> )	4.0 – 6.0	Begin applications at pink stage and continue through the second cover spray.	

*(continued)*



This information is for promotional purposes only. Space considerations may require information to be omitted. Always refer to the actual package for complete label verbiage. This product may not yet be available or approved for sale or use in your area.

# MYCLO 20EW SELECT™


FUNGICIDE

USE DIRECTIONS FOR APPLES <i>(continued)</i>			
DISEASE	MYCLO 20EW SELECT (fl. oz./100 gal.)	SPECIFIC INSTRUCTIONS	RESTRICTIONS
<b>Scab</b> <i>(Venturis spp.)</i>	4.0 – 6.0	Begin application at green tip or when environmental conditions become favorable for primary scab development. Apply <b>MYCLO 20EW SELECT</b> alone or tank mixed with a protectant fungicide on a 7- to 10-day schedule.	
<b>Problem</b>			
<b>Bloom, Post-bloom</b>	4.0 – 6.0	Use <b>MYCLO 20EW SELECT</b> in a tank mixture with the specified rate of a protectant fungicide, reg-istered for use on apples, for improved fruit scab and summer disease control.	
<b>Post-bloom Post-infection</b>	6.0	<b>MYCLO 20EW SELECT</b> provides 96-hour post-infection control or curative activity. Apply as soon as possible after infection period. Follow with a standard preventa-tive spray schedule.	

APRICOTS			
DISEASE	MYCLO 20EW SELECT (fl. oz./100 gal.)	SPECIFIC INSTRUCTIONS	RESTRICTIONS
<b>Brown rot Blossom blight</b> <i>(Monilinia spp.)</i>	2.0 – 3.0	Begin application at early red bud stage before infection occurs. If conditions are favorable for disease development, reapply at full bloom and petal fall.	Do not apply more than 84 fl. oz. of MYCLO 20EW SELECT (1.1 lb. myclobutanil) per acre per season. Applications may be made up to the day of harvest.
<b>Brown Rot</b> <i>(Monilinia spp.)</i>		Apply 12 fl. oz. (0.16 lb. myclobutanil) per acre on a 7to 14-day protectant schedule. Apply whenever environmental conditions favor disease development during the month prior to harvest.	
<b>Powdery mildew</b> <i>(Podosphaera spp.)</i>		Follow brown rot blossom blight schedule. Reapply at 10- to 14-day intervals until terminal growth ceases.	
Shothole ( <i>Stigmina spp.</i> )		Follow brown rot blossom blight schedule. Reapply at 7to 10-day intervals as long as needed.	

*(continued)*





This information is for promotional purposes only. Space considerations may require information to be omitted. Always refer to the actual package for complete label verbiage. This product may not yet be available or approved for sale or use in your area.


# MYCLO 20EW SELECT™

FUNGICIDE

CHERRIES			
DISEASE	MYCLO 20EW SELECT (fl. oz./100 gal.)	SPECIFIC INSTRUCTIONS	RESTRICTIONS
Brown rot Blossom blight ( <i>Monilinia spp.</i> )	2.0 – 3.0	Begin application at early popcorn stage, before infection occurs. If conditions are favorable for disease development, reapply at full bloom and petal fall.	Do not apply more than 100 fl. oz. of MYCLO 20EW SELECT (1.3 lb. myclobutanil) per acre per season. Applications may be made up to the day of harvest.
Brown Rot ( <i>Monilinia spp.</i> )		Refer to Apricots.	
Powdery mildew ( <i>Podosphaera</i> and <i>Sphaerotheca spp.</i> )		Refer to Apricots.	
Leaf spot ( <i>Blumeriella spp.</i> )		Follow the brown rot blossom blight schedule. Reapply at 7 to 10-day intervals. Make additional applications after harvest.	

NECTARINES			
DISEASE	MYCLO 20EW SELECT (fl. oz./100 gal.)	SPECIFIC INSTRUCTIONS	RESTRICTIONS
Brown rot Blossom blight ( <i>Monilinia spp.</i> )	2.0 – 3.0	Begin application at early pink bud stage before infection occurs. If conditions are favorable for disease development, reapply at full bloom and petal fall.	Do not apply more than 100 fl. oz. of MYCLO 20EW SELECT (1.3 lb. myclobutanil) per acre per season. Applications may be made up to the day of harvest.
Brown Rot ( <i>Monilinia spp.</i> )		Refer to Apricots.	
Powdery mildew ( <i>Podosphaera</i> and <i>Sphaerotheca spp.</i> )		Refer to Apricots.	
Shothole ( <i>Stigmina spp.</i> )		Follow brown rot blossom blight schedule. Reapply at 7 to 10-day intervals as long as needed.	

(continued)



This information is for promotional purposes only. Space considerations may require information to be omitted. Always refer to the actual package for complete label verbiage. This product may not yet be available or approved for sale or use in your area.


# MYCLO 20EW SELECT™

FUNGICIDE

PEACHES			
DISEASE	MYCLO 20EW SELECT (fl. oz./100 gal.)	SPECIFIC INSTRUCTIONS	RESTRICTIONS
<b>Brown rot Blossom blight</b> ( <i>Monilinia spp.</i> )	2.0 – 3.0	Begin application at early pink bud stage before infection occurs. If conditions are favorable for disease development, reapply at full bloom and petal fall.	Do not apply more than 100 fl. oz. of MYCLO 20EW SELECT (1.3 lb. myclobutanil) per acre per season.  Applications may be made up to the day of harvest.
<b>Brown Rot</b> ( <i>Monilinia spp.</i> )		Refer to Apricots.	
<b>Powdery mildew</b> ( <i>Podosphaera spp.</i> )		Refer to Apricots.	
<b>Rust</b> ( <i>Tranzschelia spp.</i> )		Apply 12 fl. oz. (0.16 lb. myclobutanil) per acre. Begin application approximately 8 weeks after flowering if environmental conditions are favorable for disease development. For optimum disease control, do not apply on protectant schedule exceeding 21 days.	

PLUMS/PRUNES			
DISEASE	MYCLO 20EW SELECT (fl. oz./100 gal.)	SPECIFIC INSTRUCTIONS	RESTRICTIONS
<b>Brown rot Blossom blight</b> ( <i>Monilinia spp.</i> )	2.0 – 3.0	Begin application at green tip, before infection occurs. If conditions are favorable for disease development, reapply at full bloom and petal fall.	Do not apply more than 100 fl. oz. of MYCLO 20EW SELECT (1.3 lb. myclobutanil) per acre per season.  Applications may be made up to the day of harvest.
<b>Rust</b> ( <i>Tranzschelia spp.</i> )		Refer to Peaches.	





This information is for promotional purposes only. Space considerations may require information to be omitted. Always refer to the actual package for complete label verbiage. This product may not yet be available or approved for sale or use in your area.

# MYCLO 20EW SELECT™

FUNGICIDE

USE DIRECTIONS FOR GRAPES			
DISEASE	MYCLO 20EW SELECT (fl. oz./100 gal.)	SPECIFIC INSTRUCTIONS	RESTRICTIONS
<b>Anthrachnose</b> ( <i>Elsinoe spp.</i> )	6.0 – 10.0	Begin application when new shoots are 1 to 3 inches in length and continue on an application schedule that does not exceed 14 days.	Preharvest Interval: Do not apply within 14 days of harvest.  Do not apply more than 46 fl. oz. of MYCLO 20EW SELECT (0.6 lb. myclobutanil) per acre per year.
<b>Black Rot</b> ( <i>Guignardia spp.</i> )		Preventative Schedule: Begin application when new shoots are 1 to 3 inches in length. Reapply on a protectant schedule that does not exceed 14 days. Use a higher rate under heavy disease pressure. Post-infection Schedule: Apply within 72 hours after the beginning of an infection period.	
<b>Powdery mildew</b> ( <i>Uncinula spp.</i> )		Begin application at prebloom (12 to 18-inch shoots) and do not extend applications beyond a 21 day interval. Use a higher rate or shorter spray interval on susceptible varieties or under heavy disease pressure.	

#### CONDITIONS OF SALE AND LIMITATION OF WARRANTY AND LIABILITY

**NOTICE:** Read the entire Directions for Use and Conditions of Sale and Limitation of Warranty and Liability before buying or using this product. If the terms are not acceptable, return the product at once, unopened, and the purchase price will be refunded.

The Directions for Use of this product must be followed carefully. It is impossible to eliminate all risks inherently associated with the use of this product. Ineffectiveness or other unintended consequences may result because of such factors as manner of use or application, weather, presence of other materials or other influencing factors in the use of the product, which are beyond the control of Prime Source, LLC or Seller. To the extent consistent with applicable law, all such risks shall be assumed by Buyer and User, and Buyer and User agree to hold Prime Source, LLC and Seller harmless for any claims relating to such factors.

Prime Source, LLC warrants that this product conforms to the chemical description on the label and is reasonably fit for the purposes stated in the Directions for Use, subject to the inherent risks referred to above, when used in accordance with directions under normal use conditions. This warranty does not extend to the use of this product contrary to label instructions, or under conditions not reasonably foreseeable to or beyond the control of Seller or Prime Source, LLC, and Buyer and User assume the risk of any such use. **To the extent consistent with applicable law, Prime Source, LLC MAKES NO WARRANTIES OF MERCHANTABILITY OR OF FITNESS FOR A PARTICULAR PURPOSE NOR ANY OTHER EXPRESS OR IMPLIED WARRANTY EXCEPT AS STATED ABOVE.**

**To the extent consistent with applicable law, neither Prime Source, LLC or Seller shall be liable for any incidental, consequential or special damages resulting from the use or handling of this product. TO THE EXTENT CONSISTENT WITH APPLICABLE LAW, THE EXCLUSIVE REMEDY OF THE USER OR BUYER, AND THE EXCLUSIVE LIABILITY OF PRIME SOURCE, LLC AND SELLER FOR ANY AND ALL CLAIMS, LOSSES, INJURIES OR DAMAGES (INCLUDING CLAIMS BASED ON BREACH OF WARRANTY, CONTRACT, NEGLIGENCE, TORT, STRICT LIABILITY OR OTHERWISE) RESULTING FROM THE USE OR HANDLING OF THIS PRODUCT, SHALL BE THE RETURN OF THE PURCHASE PRICE OF THE PRODUCT OR, AT THE ELECTION OF PRIME SOURCE, LLC OR SELLER, THE REPLACEMENT OF THE PRODUCT.**

Prime Source, LLC and Seller offer this product, and Buyer and User accept it, subject to the foregoing Conditions of Sale and Limitation of Warranty and Liability, which may not be modified except by written agreement signed by a duly authorized representative of Prime Source, LLC.